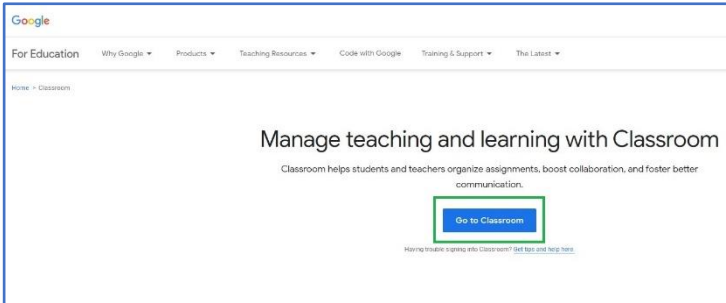


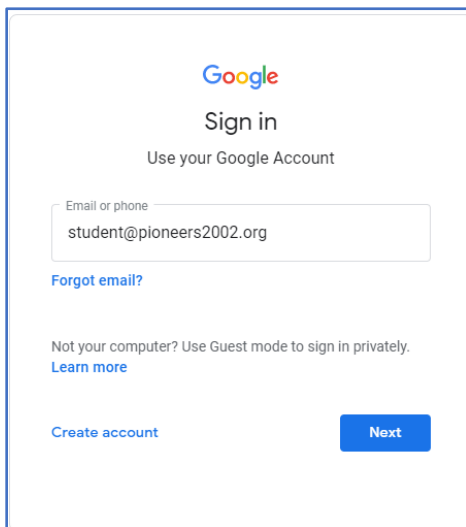
Google Classroom – Join a Class

Join a Class: on a Computer

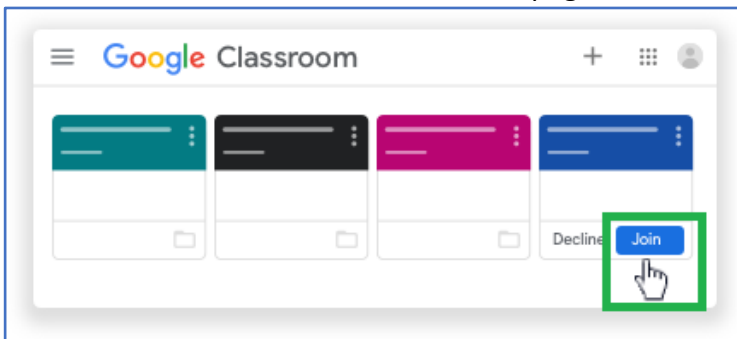
1. Go to classroom.google.com.
 - a. Either click on the blue 'Go to Classroom' button from the Google For Education page.



- b. OR Sign in using your APTS Student email account and password.




2. Locate the Class Invite Card and click on 'Join' on the Classroom homepage.



Join a Class: on a Tablet/iPad/Smartphone

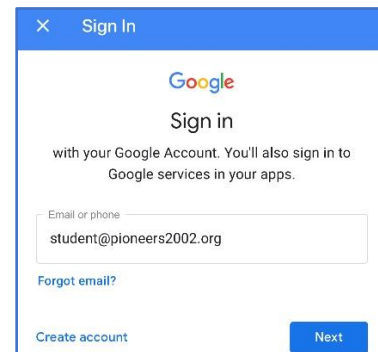
1. Go to the App Store (on Apple Devices) or the Play Store (on Android Devices).



2. Search for and download the Google Classroom App.



3. Open the Classroom App and tap the 'Get Started' button to sign in using your APTS Student email account and password.



4. Locate the Class Invite Card and tap on 'Join' from the Classroom homepage.

