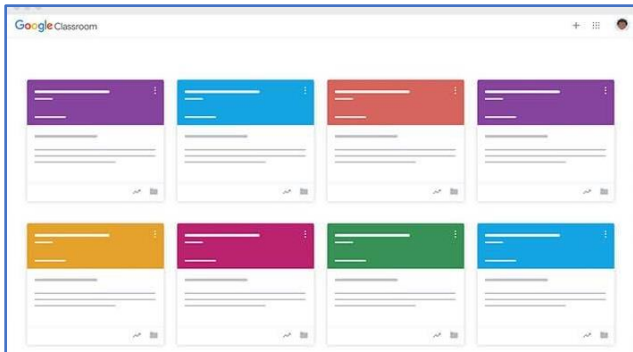
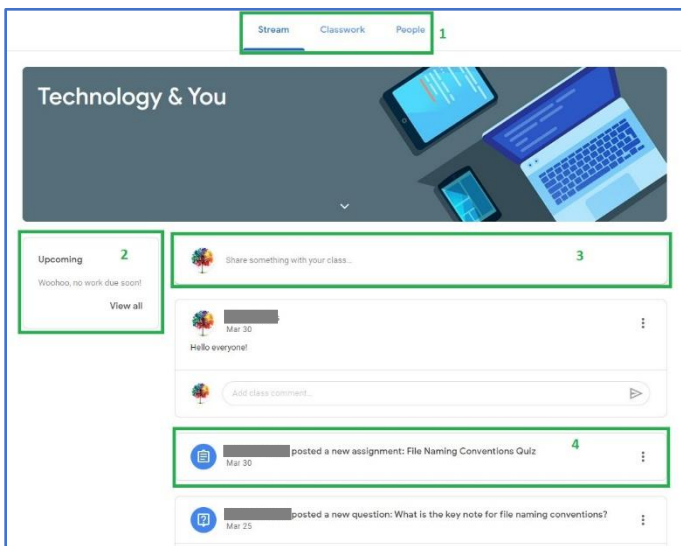


Google Classroom – Getting Started

After sign in you will be forwarded to the Classroom home page where you can select the appropriate class.



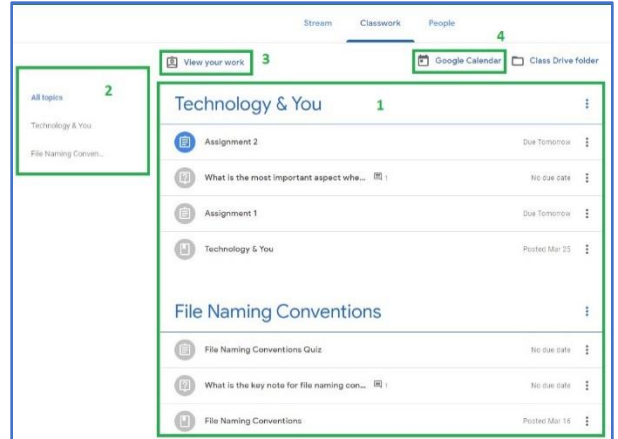
After selecting the Class, you will be brought to the class's 'Stream' page. This is one of two tabs that will be used (shown in section #1 in the image below): 'Stream' and 'Classwork'



Stream page:

This is where you can:

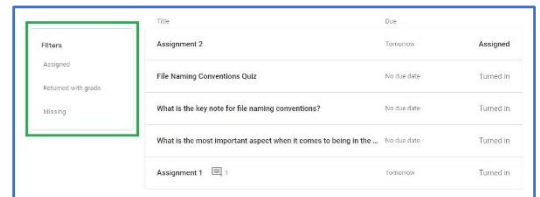
- 1) See upcoming assignments and their due dates (#2 in the image above)
- 2) Leave comments or questions about the class for your teacher (#3 in the image above)
- 3) See when new assignments, quizzes, and questions are posted by your teacher (#4 in the image above).
- 4) Select assignment posts to be taken directly to the assignment's page.



Classwork page:

This is where you can:

- 1) View all assignments, quizzes, questions, and presentations, learning materials posted by your teacher (section #1 in the image above).
- 2) Browse by specific classroom topics (section #2 in the image above)
- 3) Click on 'View your work' to see a list of all your classwork, check your grades, review assignments and due dates, and see any work that's late or missing (section #3 in the image above). You can also filter your work by status: Assigned, Returned with grade, or Missing. (shown by the highlighted area in the image below)



- 4) You can even use Google Calendar to print or view a calendar layout showing your assignments and their due dates. (shown in section #4 in the image above)